



# RBM Wall In

## Steel frame colours



Black



Steelgrey



Metalsilver

## Glass table top (E)



Milky tempered glass

## HPL table top colours (E)



LW01 White



LW02 Black



LW04 Grey

RBM Wall In offers pragmatic solutions for an enhanced everyday experience.

RBM Wall In is a modular seating system characterized by simple geometric forms, suitable for spacious and modern interiors such as halls of public buildings and receptions. The collection has been developed to offer highly versatile and mobile seating configurations that can be easily rearranged and effortlessly adjusted.

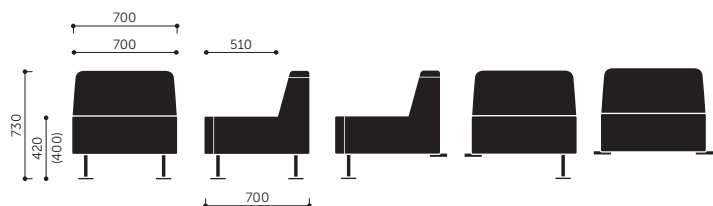
The family comprises pouffes, armchairs, tables and linking units (30 and 60 degrees) completed with partition walls upholstered in fabrics. The wall fulfils a separating function marking out a space perfect for a private conversation.

Design by: Tomek Rygalik, Studio Rygalik

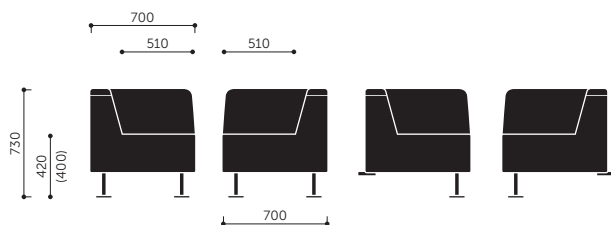
Bringing life to rooms



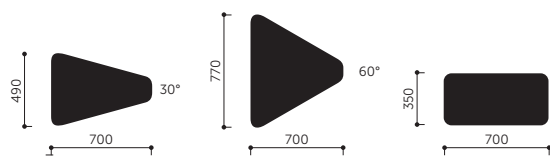
RBM Wall In 10/11/12/13



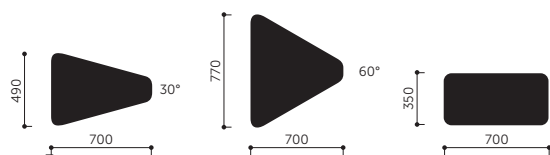
RBM Wall In 20/21/22/23



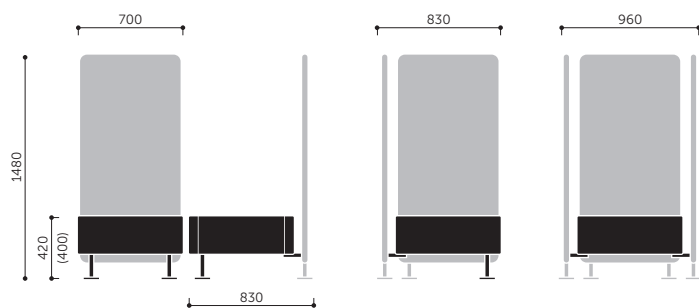
RBM Wall In 30/31/32



RBM Wall In C1/C2/P1/P3/P4



RBM Wall In (table) BW1/BW2/B1/B2



Wall on one side

Wall on two sides

Wall on three sides

| Model       | Description of model                                    | Weight  |
|-------------|---|---------|
| 10          | Pouffe  | 15 kg   |
| 11          | Pouffe to be connected with 1 partition wall            | 15 kg   |
| 12          | Pouffe to be connected with 2 partition walls           | 15 kg   |
| 13          | Pouffe to be connected with 3 partition walls           | 15 kg   |
| 20          | Armchair  | 23,5 kg |
| 21          | Armchair to be connected with 1 partition wall          | 23,5 kg |
| 22          | Armchair to be connected with 2 partition walls         | 23,5 kg |
| 23          | Armchair to be connected with 3 partition walls         | 23,5 kg |
| 30          | Corner armchair   | 20 kg   |
| 31          | Corner armchair to be connected with 1 partition wall   | 20 kg   |
| 32          | Corner armchair to be connected with 2 partition walls  | 20 kg   |
| C1          | Pouffe 30 degree connector                              | 7 kg    |
| C2          | Pouffe 60 degree connector                              | 9 kg    |
| P1          | Pouffe 30 degree armrest                                | 9,5 kg  |
| P3          | Pouffe/rectangular armrest (35x70 cm)                   | 10 kg   |
| P4          | Pouffe/rectangular armrest on legs (35x70 cm)           | 11 kg   |
| B           | Square table  | 25,5 kg |
| BW1         | Square table to be connected with 1 partion wall        | 25,5 kg |
| BW2         | Square table to be connected with 2 partion walls       | 25,5 kg |
| B1          | Table - 30 degree connector                             | 13 kg   |
| B2          | Table - 60 degree connector                             | 18 kg   |
| W11/<br>W12 | Single partition wall to be connected with 1seat/2seats | 9,5 kg  |

#### Product specification

- Modular system: pouffes, armchairs, tables and partition walls
- Metal tube legs in Black, Steelgrey or Metalsilver

#### Accessories/options

- Felt glides for hard floors, (metal glides for soft floors are standard)
- Mediaport (electrical outlet and USB port)
- Hooks set for stabilizing adjoining elements

Standard collection (finishes/fabrics/colours) – delivery

time from factory within 15-30 working days

Extended (E) collection (finishes/fabrics/colours) – delivery  
time from factory within 25-35 working days

See RBM price list for further details

RBM by Flokk

flokk.com

  
MÖBELFAKTA